

OPTOTRONIC®

OTe 13/220-240/350 PC

350mA Constant Current LED Power Supply with Phase Cut functionality

1. Technical Data


Nominal Voltage	220 – 240 Vac
Input Voltage	198 – 264 Vac
Line Current, nominal	80mA @ 230 Vac
Mains Frequency	50 / 60 Hz
Power Factor	0.95 @ 230 Vac
Maximum Output Power P _{max}	13 W
IP Rating	IP 20

Output Voltage	18 – 38Vdc
Maximum Output Voltage	50Vdc
Nominal Output Current	350mA DC +/- 10%
Typ.dimming range*	10 - 100%
Ambient Temperature	-20°C to +55°C
Max. Case Temperature at tc	+85°C
Max. Output Cable Length	2m

* Suitable for use with electronic leading and trailing edge dimmer

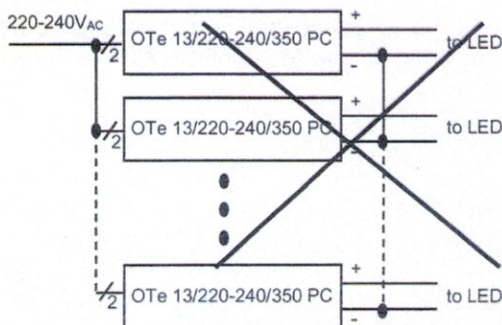
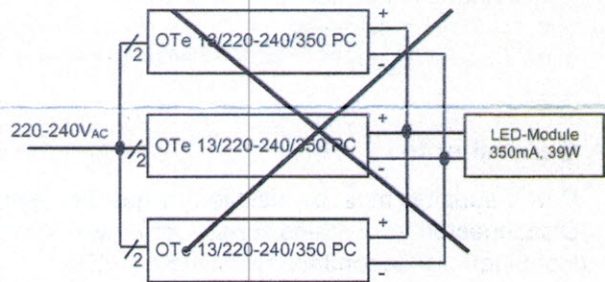
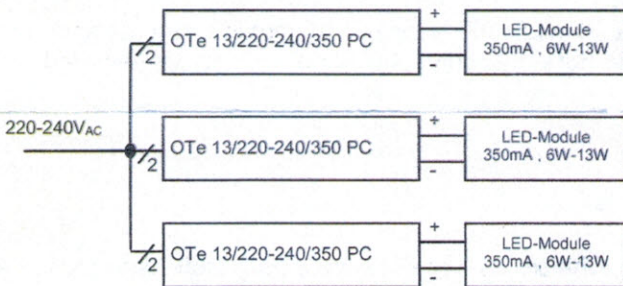
2. Connection Schemes

2.1 LED modules in series:

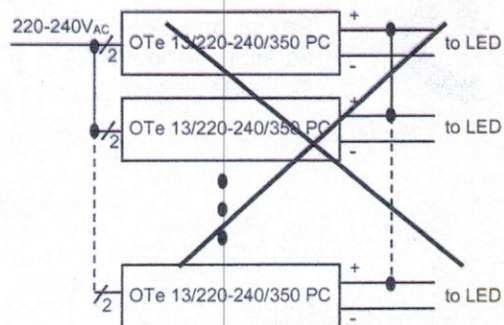


LED modules should be connected in series.

2.2 Parallel connection on the secondary side is not allowed



Common Cathode prohibited



Common Anode prohibited

The installation of two or more OPTOTRONIC® OTe 13/220-240/350 PC Power Supplies with common "-" or "+" wiring by the intention to save wire to LED modules is prohibited, in order to avoid exceeding the maximum allowed system touch current levels on the accessible parts of the installation.




2015-8-21

C10238700
G10575771

OSRAM AG
www.osram.com

Steinerne Furt 62, 86167 Augsburg, Germany

No. 1, North Industrial Road
528000 Foshan Guangdong, P.R. China



OPTOTRONIC®

OTe 13/220-240/350 PC


350mA Constant Current LED Power Supply with Phase Cut functionality


3. Wire and Connection

- Ensure that the LED module load is within the range of rated voltage, current and power supply (see Technical data)
- The luminaries' manufacturer is responsible for providing the required clearance and creepage distances and also for the protection against electrical shock, especially for the line and load wires.
- Wiring Preparation:

Wire preparation:

Push in

s:0.5-1.5 

f:0.75-1.5 



8-9mm

4. Earth Connection

- OTe 13/220-240/350 PC is a "Protection Class II" power supply, therefore ground connection is not required

5. Mounting and Environmental protection

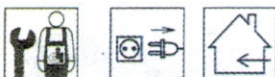
- The control gear is a built in type for luminaire integration; an optional cable clamp is available for independent installation; proper cables should be used.
- Maximum permissible ambient temperature must not be exceeded. Make sure there is adequate space to avoid heat build-up. In critical installations, the temperature at tc point should not exceed the declared value.

6. General note

- Power supplies must be installed by qualified electrician
- Disconnected from mains supply before wiring work
- Hot plug-in or secondary switching of LEDs is not permitted, as it may cause a very high transient current to the LEDs
- For further information, please refer to "OPTOTRONIC -Technical guide" at www.osram.com



Proper and safety usage and installation of the product shall comply with product datasheet and OPTOTRONIC Technical guide. The latest documents are available at www.osram.com



2015-8-21

C10238700
G10575771

OSRAM AG
www.osram.com

Steinerne Furt 62, 86167 Augsburg, Germany

No. 1, North Industrial Road
528000 Foshan Guangdong, P.R. China

